

# Mystery Block for Richmond and Kew Quilters April + June 2022

(Full instructions will be added after June's meeting if you want to make the quilt yourself)

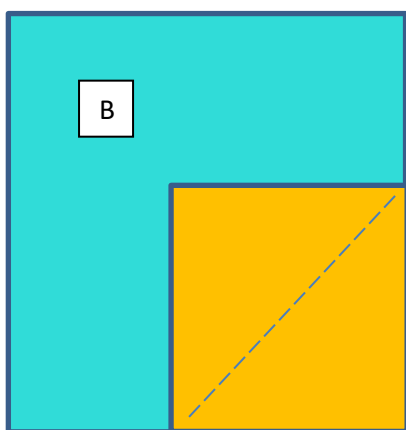
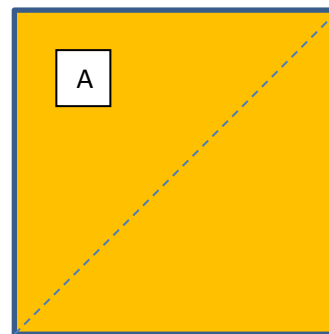
Benta will give out 4 x precut 6" squares

Please cut 4 x 3.5" squares in bright colours from your own stash. Patterned fabric is fine but please use fabrics that overall read as one colour

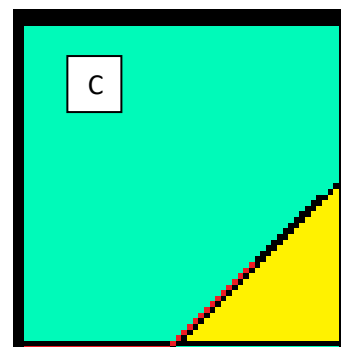
On each 3.5" square please mark a diagonal corner-to-corner line like image (A)

Pin each 3.5" square accurately in one corner of each 6" square (RST)

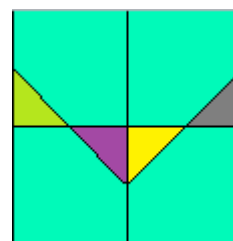
and stitch along the marked lines like image (B).



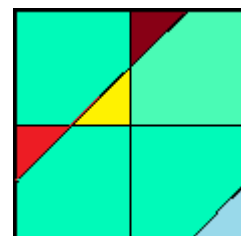
Trim away the excess triangles, and press open, leaving 6 inch squares that look like image (C)



If your name starts with A – F, please join your 4 blocks like this (with a 1/4" seam)



If your name starts G – Z, please join your 4 block like this (with a 1/4 inch seam)



Please bring the blocks back for the May meeting and return them to Plum

**If we don't have enough fabric and you didn't get 4 squares please just bring them back with the corners added**